


VERTICAL STORING LEVELER



* VS Series 7'x6' 40,000 CIR, shown with remote motor and solenoids

- ▶ Full Featured Push Button Control Box
- ▶ Structural Steel Support Members
- ▶ Power-Up and Power-Down Control
- ▶ Free Float Working Range
- ▶ Mechanical Storage Locking Mechanism provides Redundant Safety
- ▶ Push Button Release of Storage Prop
- ▶ Dual Maintenance Prop
- ▶ 3" High Run-Off Guards
- ▶ 10" Above, 8" Below Dock Service Range (6' Leveler)
- ▶ Overhead Door Interlocks (Dry Terminal)
- ▶ Rear Embed Channel with Factory Installed Hinges
- ▶ VB420-11 Laminated Dock Bumpers with Raised Bumper Brackets
- ▶ Made in the USA

VERTICAL STORING DOCK LEVELER

Unmatched Environmental Control

Environmentally Friendly

The Poweramp-VS series leveler stores in the vertical position allowing the door to form a perfect seal to the pit floor. Compared to "pit style" levelers, which can radiate expensive conditioned air to the outside of the building in the stored position, vertical storing levelers can produce savings equivalent to one ton of refrigeration in the stored position alone. A variety of deck, pit and face mounted draft seals can produce even greater savings, reducing energy loss while the vertical leveler is in use.

Cleanliness

Highly regulated industries such as the food industry, choose Poweramp-VS series levelers for cleanliness improvements in the dock area. Access for cleaning, overall visibility, and rodent control is a notable improvement over conventional "pit style" levelers.

Improved Productivity and Security

A continuous pit and vertical application can permit swing trailer doors to open inside the building once the trailer has backed into the dock thus improving productivity and enhancing security. Since it is no longer necessary to stop short of the dock to open, close or secure the trailer's doors, reduced down-time is certain to produce tangible results.

Maintenance Considerations

Structural, mechanical, and hydraulic components are visible and easily accessible to maintenance personnel for adjustments, operational checks and daily house keeping. Increase productivity and efficiency with vertical storing levelers by eliminating time-consuming repositioning of trailers or unnecessary air exchange

through an open dock door, a common problem with "pit style" levelers. Since vertical levelers store in front of the overhead door and incorporate side run-off guards, customers virtually eliminate door damage from impact with forklift trucks or staging product in and around dock doors.



The Poweramp-VS series leveler stores in the vertical position, protecting the overhead door from damage. Overhead rack storage can be added to maximize empty pallet storage.

Continuous Pit vs. Individual Pit

A continuous pit is more economical to construct and permits easy access for house keeping. Individual pits can be formed by notching around door jambs to allow the door to close firmly to pit floor, creating room for staging between pits.



Control Stanchions

Proper stanchion and railing design controls access to the pit area. Where power doors are utilized, restricted access to the pit area can be accomplished by widening stanchions and railings.



Lower your Initial Building Costs with CentraPower®




If your business requires six or more dock levelers, you can reduce the expense of operating and maintaining multiple individual pumping stations by using a single hydraulic source, CentraPower® System by Poweramp.

CentraPower is an easy to install, cost-effective, multi-leveler remote system. CentraPower consolidates the individual electric motors, pumps and reservoirs of several standard levelers into one convenient hydraulic pump station. The reduction of "home run" electrical runs, disconnects and control wiring can produce significant initial cost savings while simplifying maintenance requirements. Additional system assurances are afforded as CentraPower comes standard with a back-up motor and pump assembly for complete peace of mind.

Environmental and Security Control

The VS leveler is ideal for opening trailer doors into the building, as well as allowing the overhead door to seal along the pit floor when closed, a desirable application consideration for enhanced environmental and security control. This also allows for a secure chain of custody during the loading process.





Vertical steel-faced bumpers with gusseted bracket and load distribution plate.



Extended service range with Poweramp's low profile/wide flange structure.



Optional iDock® Controls with online connection to myQ® Enterprise.

The Poweramp VS Series Vertical Storing hydraulic leveler offers unmatched environmental control for temperature sensitive applications. Designed with the highest level of strength, security and safety make the VS an excellent choice for any advanced loading dock operation.

OPERATION

The VS Leveler is controlled remotely from a multiple push-button control panel that includes raise, lower and lip control buttons. The lip control button allows independent extension and retraction of the leveler lip. Raise and lower controls utilize constant pressure for additional safety. The service range of at least 10" above dock and at least 8" below dock level is standard on all units. The factory finish includes rust inhibitive prime coat industrial grade finish.

HYDRAULICS & ELECTRICAL

The platform is raised by a main hydraulic cylinder with all hydraulic hoses routed under the leveler platform, away from debris. The hoist cylinder is a hard chrome-plated design with a 3 1/2" ID bore and anti-corrosive rod coating. Motor and pump is deck mounted standard or can be remote mounted for easier access.

The hydraulic pump motor is a 1.5 HP TENV at 120v or 208v Single phase or at 208v, 230v or 460v three phase. All electrical components, connections and wiring are UL listed or recognized.

SAFETY FEATURES

- Mechanical storage locking system for redundant safety storage
- Blue safely stored indicator light on control panel
- Constant pressure push-buttons
- Infinite lip control
- 3" high run off guards
- Stored with slight tilt away from dock attendants.

VEHICLE RESTRAINTS AND ACCESSORIES

For a safer loading dock, all Poweramp levelers can be equipped with a light communication system, iDock Controls, and vehicle restraints, which help prevent unexpected trailer departure from the loading dock. Safety barriers are also available to prevent forklift trucks from driving over the dock edge.




A Division of Systems, LLC



W194 N11481 McCormick Drive • Germantown, WI 53022
 Phone: 1.800.643.5424 • Email: sales@poweramp.com
www.poweramp.com

CONSTRUCTION

The VS Series combines structural steel with a proven hydraulic operation to produce a safe and reliable hydraulic dock leveler. It has a maximum Comparative Industry Rating (CIR) of 50,000 lbs. All Poweramp Levelers are built with a durable four-sided box construction. The use of structural steel C channels or I beams create substantially more deck support than other levelers, as well as farther service range below dock.



VS Series Common Options	
▶	Vehicle Restraint
▶	Integrated Control Panel
▶	Custom Interlocking
▶	CentraPower®
▶	Remote Mounted Motor
▶	Hoist Cylinder Embed Plate
▶	Extended Lip Sizes (18" and 20")
▶	Under Leveler Curtain with Wedge Pads
▶	Steel Face Bumpers
▶	Control Panel Stanchions
▶	Dock Alert Light Communication System
▶	Dock Lights

Model - Nominal Size				
▶	VS65	6' x 5'	VS658	6'6" x 8'
▶	VS66	6' x 6'	VS75	7' x 5'
▶	VS68	6' x 8'	VS76	7' x 6'
▶	VS655	6'6" x 5'	VS78	7' x 8'
▶	VS656	6'6" x 6'		

Capacity Range 40,000 - 50,000 lbs.

Connect online with