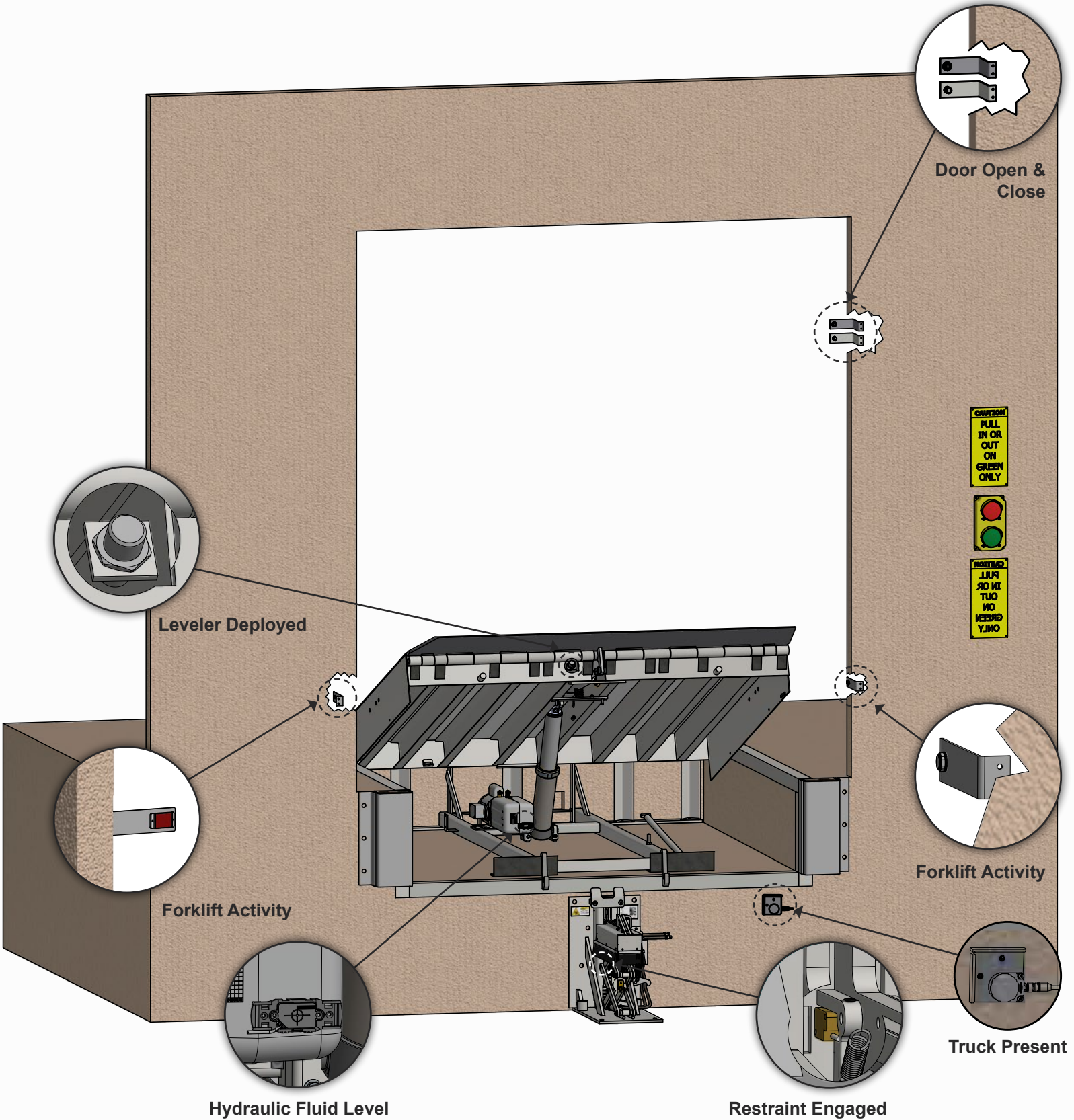
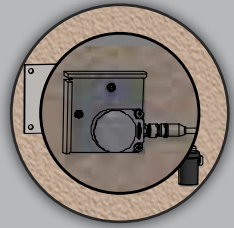


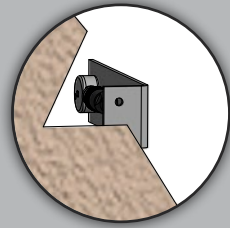
LOADING DOCK SENSORS AND SOFTWARE



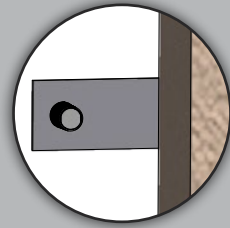
Loading Dock Sensors



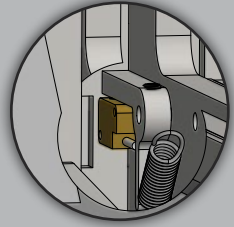
TRUCK PRESENT




FORKLIFT ACTIVITY



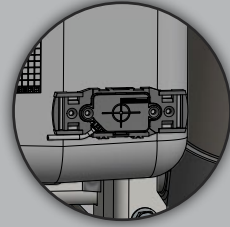
DOOR OPEN/CLOSED



RESTRAINT ENGAGED

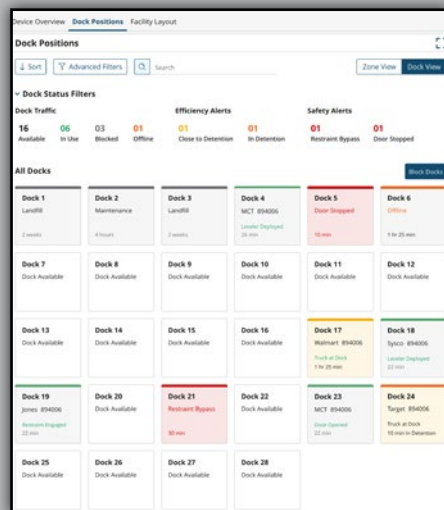


LEVELER DEPLOYED



HYDRAULIC FLUID LEVEL

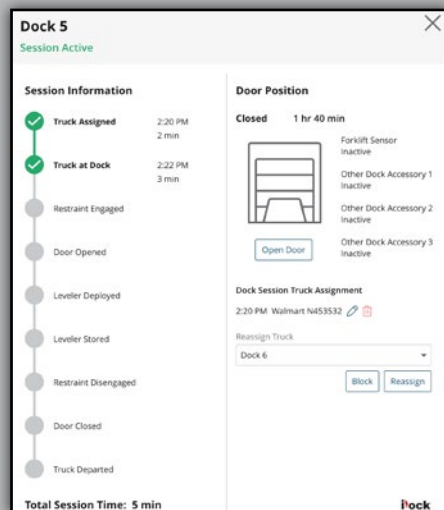
Real-Time Dock Activity



Quickly see the current status of each loading dock in real time, with colors and alerts of inefficiencies or safety concerns. Maintenance dates and hydraulic fluid levels can also be displayed.

Data will only be displayed from installed sensors.

Sensors Required for Display: Truck Present, Restraint Engaged, Door Open/Closed, Leveler Deployed, Forklift Activity, Hydraulic Fluid Level

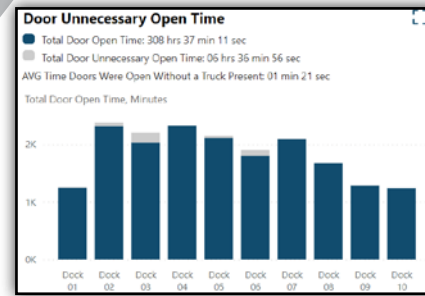


Open any current truck-at-dock session to review time stamps of activity or assign carrier information.

Data will only be displayed from installed sensors.

Sensors Required: Truck Present, Restraint Engaged, Door Open/Closed, Leveler Deployed, Forklift Activity

Loading Dock Analytics



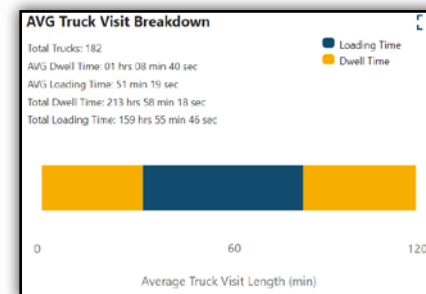
Check the total amount of time any dock doors are unnecessarily left open without a truck present.

Sensors Required: Door Sensors/Switches with Truck Present and/or Restraint Engaged



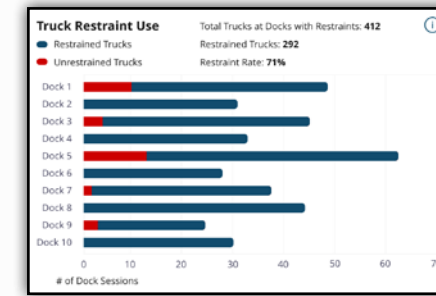
Compare and manage any incurred detention fees by carrier or date.

Sensors Required*: Truck Present and/or Restraint Engaged



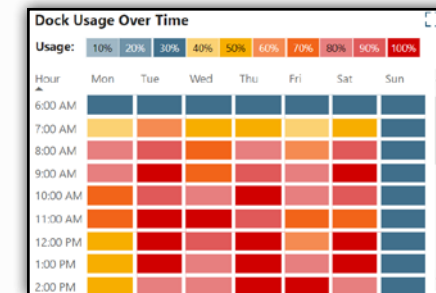
Analyze the total amount of wasted dwell time when trucks are sitting at docks before/after loading has started or finished.

Sensors Required*: Truck Present



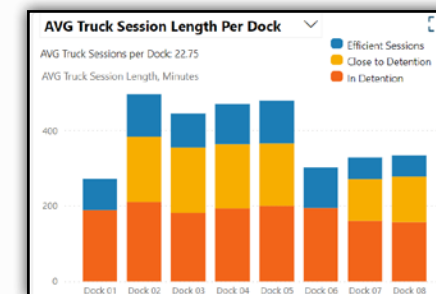
View the percentage of trucks safely restrained and how many were put in bypass mode at each dock.

Sensors Required: Restraint Engaged



See what days and hours your docks are the busiest on average during a selected period of time.

Sensors Required*: Truck Present, Restraint Engaged, Door Sensors/Switches, and/or Leveler Deployed



Review the number of trucks serviced at each dock, average load times, and any amount of detention time.

Sensors Required*: Truck Present, Restraint Engaged, and/or Leveler Deployed



Analyze individual truck-at-dock sessions to correct any inefficiencies or evaluate estimated detention fees.

Sensors Required: Sensor per row.

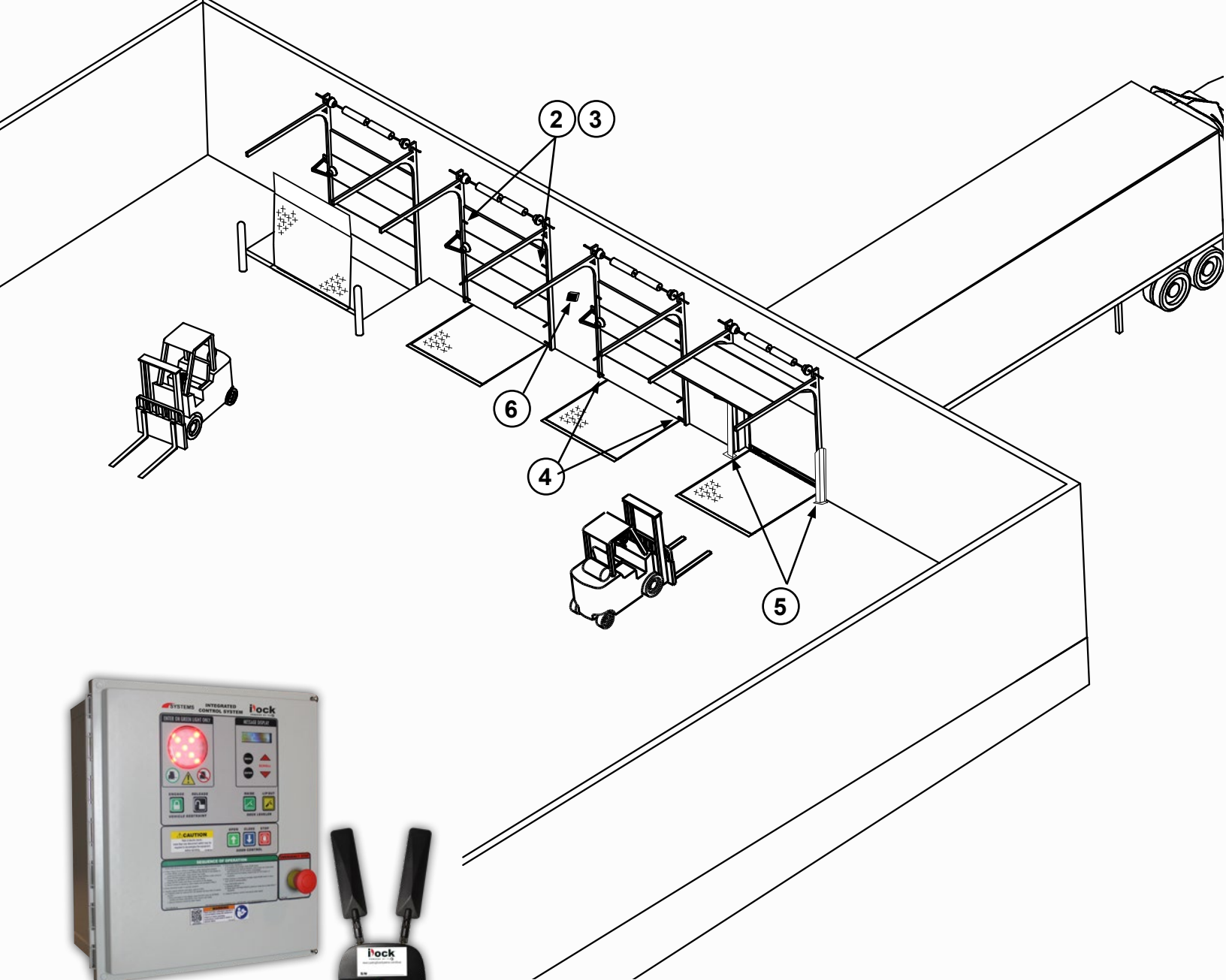
**Installing all sensors provides the most accurate information*

Improve Efficiency

Reduce Expenses

Simplify Maintenance

Prioritize Safety



iDock Controller shown with integrated controls



Standard Gateway

| | |
|--|--|
| 1 | Truck Present Sensor (not shown) |
| 2 | Door Open Sensor* |
| 3 | Door Closed Sensor* |
| 4 | Forklift Activity Sensor |
| 5 | Track Guard LS - with Forklift Sensors |
| 6 | iDock Gateway |
| *Two limit switches with a door operator can be used instead | |



W194 N11481 McCormick Drive • Germantown, WI 53022 • Phone: 1.800.643.5424 • Email: sales@loadingdocksystems.com
www.loadingdocksystems.com/myQ