



## IMPROVE EFFICIENCY

- ▶ Analyze and improve loading operations
- ▶ Review forklift activity in/out of a trailer
- ▶ Receive alerts of inefficient loading sessions or trucks approaching required load times
- ▶ Compare activity with time stamps at your loading docks on any date
- ▶ Monitor the real-time status of each dock

## REDUCE EXPENSES

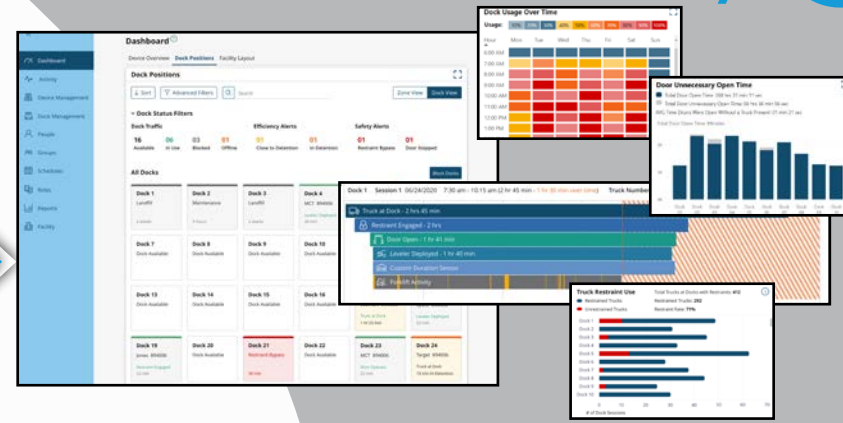
- ▶ Evaluate and manage truck detention time
- ▶ Monitor and correct unnecessary dwell time
- ▶ Compare any detention fees by carrier, dock, or date
- ▶ Get notified of trucks past required load times
- ▶ Assign trucks to docks for more accurate turn times

## SIMPLIFY MAINTENANCE

- ▶ Monitor dock equipment usage and any faults
- ▶ Analyze any off balance usage to ensure all levelers and restraints are being used
- ▶ Find the least busy hours to schedule maintenance
- ▶ Receive alerts of past due maintenance and any low hydraulic fluid levels
- ▶ Track equipment cycle counts

## PRIORITIZE SAFETY

- ▶ Evaluate vehicle restraint faults
- ▶ Monitor activity at unrestrained trailers
- ▶ Receive open-door alerts
- ▶ Understand safe conditions with a 3-color light communication system
- ▶ Interlock the overhead door, restraint and leveler for added safety



**ANALYZE YOUR LOADING DOCK ACTIVITY ONLINE**

Login to your online account at [myQ.com](http://myQ.com) to review and analyze visual reports generated from your iDock controls and sensors. Enhance your loading efficiency and improve turn times.

**ONLINE REPORTS INCLUDE:**

- **REAL-TIME ACTIVITY** Check the current status of each dock and time stamps of live truck-at-dock sessions.
- **LOADING DOCK ANALYTICS** Compare the efficiency and activity of any docks during a selected period of time.

**ADVANCED INTERACTIVE CONTROL OF YOUR LOADING DOCK EQUIPMENT**


**OPERATOR INTERFACE** Using reliable membrane dome button technology, operators can clearly feel and hear when they press a button, confirming that the equipment will begin operation.

**INTERACTIVE MESSAGE DISPLAY INCLUDES:**

- **EQUIPMENT INFORMATION** Access information about your dock equipment, including the serial number, installation date, and the door number.
- **SYSTEM INFORMATION** View detailed information regarding your installed dock equipment and the options that are currently active.
- **MAINTENANCE HISTORY** See all of your maintenance records as well as schedule a maintenance reminder that will alert you when the scheduled day has come.
- **COUNTERS** View your loading dock equipment statistics, such as cycle counts, optional forklift activity, faults, and more.

**INTEGRATED CONTROLS** iDock Controls can integrate your installed Systems dock levelers, vehicle restraints, and other dock accessories, as well as door operators. Interlocking equipment controls provides a sequence of operation for your dock equipment, improving safety and energy efficiency.

**ADVANCED 3-COLOR LIGHT COMMUNICATION** Compared to other standard green and red systems, iDock Controls utilize shapes and an additional third amber light if a fault is detected or restraint is in bypass mode.



**Connecting**  
your loading dock  
to the **Future**

**FACILITY OVERVIEW**

Each location can be setup with a clear view of the status of all loading docks, including active loading, available docks, and alerts.



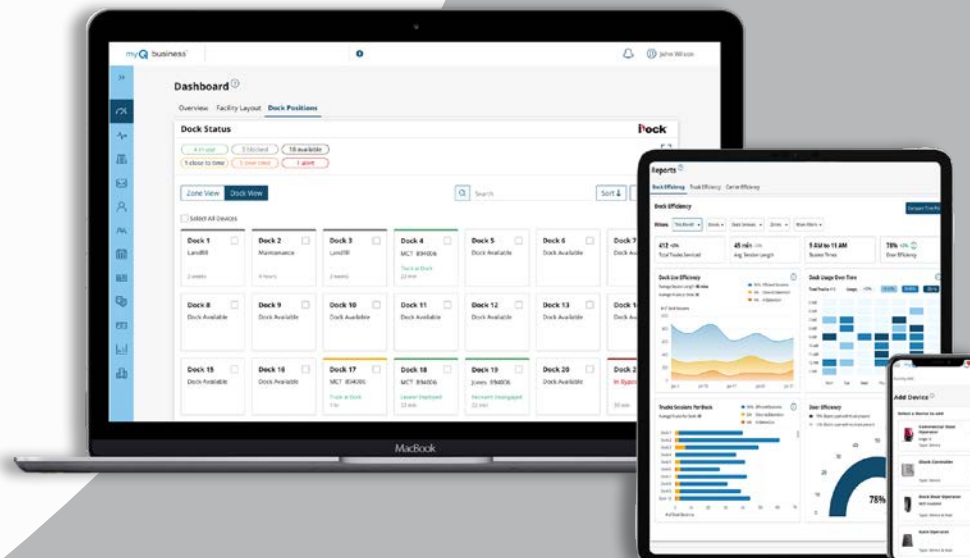
**DEVICE AGNOSTIC**

Login online anywhere, at anytime from a desktop, tablet or mobile device.

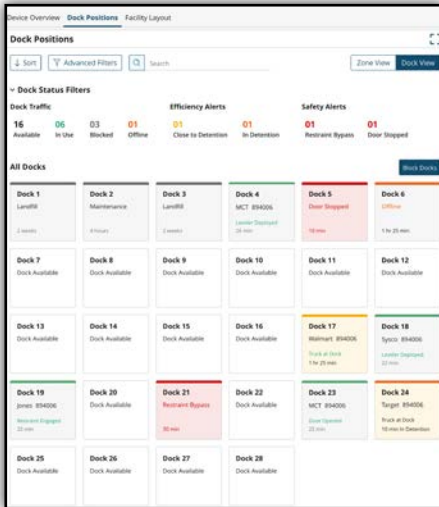


**NOTIFICATIONS**

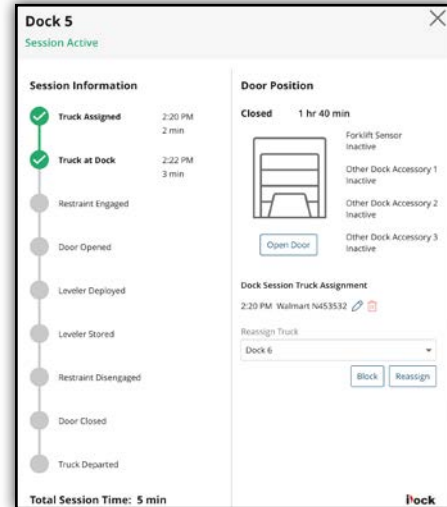
Receive email or text message alerts of events such as trucks approaching load time limits, inefficient loading activity, restraints in bypass, doors left open, after hours activity, and more.



# Real-Time Dock Activity

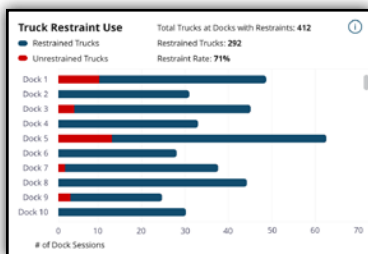


Quickly see the current status of each loading dock in real time, with colors and alerts of inefficiencies or safety concerns.



Open any current truck-at-dock session to review time stamps of activity or assign carrier information.

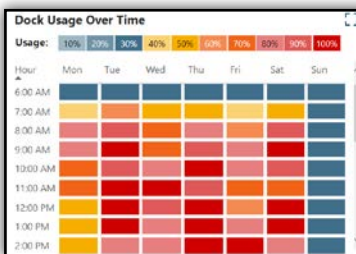
## Loading Dock Analytics



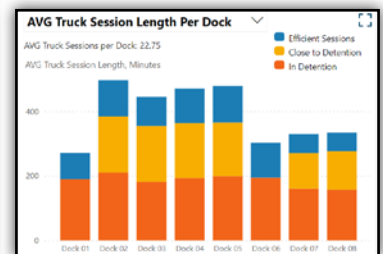
View the percentage of trucks safely restrained and how many were put in bypass mode at each dock.



Check the total amount of time any dock doors are unnecessarily left open without a truck present.



See what days and hours your docks are the busiest on average during a selected period of time.



Review the number of trucks serviced at each dock, average load times, and any amount of detention time.



Compare and manage any incurred detention fees by carrier or date.



Analyze individual truck-at-dock sessions to correct any inefficiencies or evaluate estimated detention fees.



W194 N11481 McCormick Drive • Germantown, WI 53022 • Phone: 1.800.643.5424 • Email: sales@loadingdocksystems.com  
[www.loadingdocksystems.com/myQ](http://www.loadingdocksystems.com/myQ)